

Schoop

Download the app by browsing the correct link on your phone.



www.schoop.co.uk/app



www.schoop.co.uk/android

When you are in the app you will need to provide your telephone number for us to message you through the app. You will also need to select the class or classes and the year groups which you wish to receive messages from.

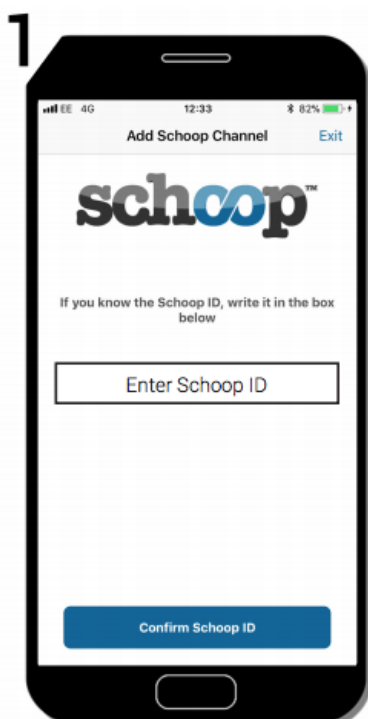
Nursery (Mrs R Williams)

Class 1 (Mrs C Thomas)

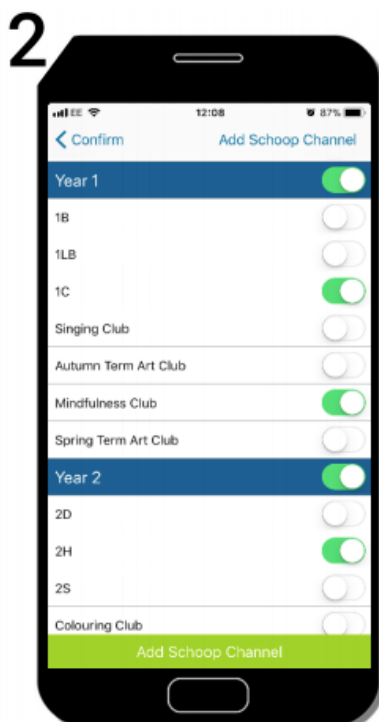
Class 2 (Mrs A Williams)

Class 3 (Mrs D Davies)

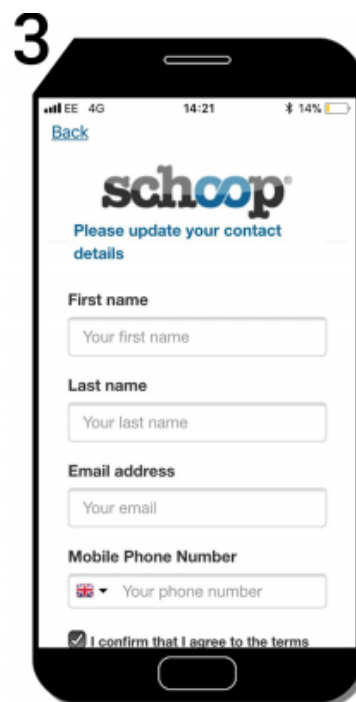
Class 4 (Mr A Allen)



1. Enter the Schoop ID



2. Choose your relevant groups and confirm

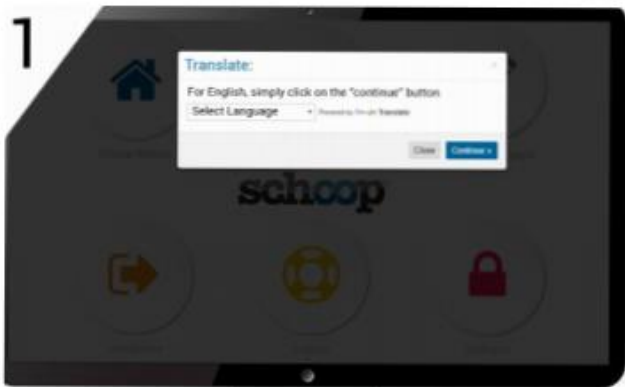


3. Click the pencil in the new Alert to complete your registration

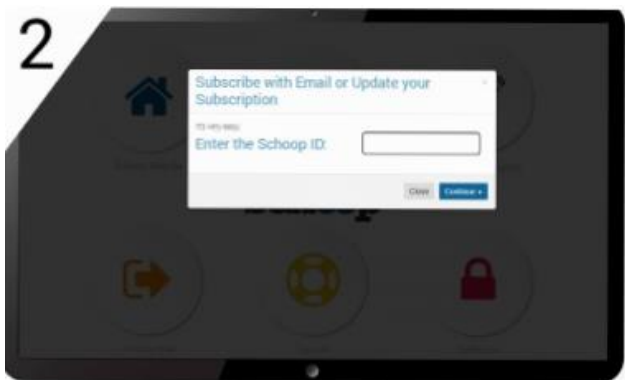
Schoop ID: 7075

If you don't have an Apple or Android smartphone or tablet, please subscribe via email.

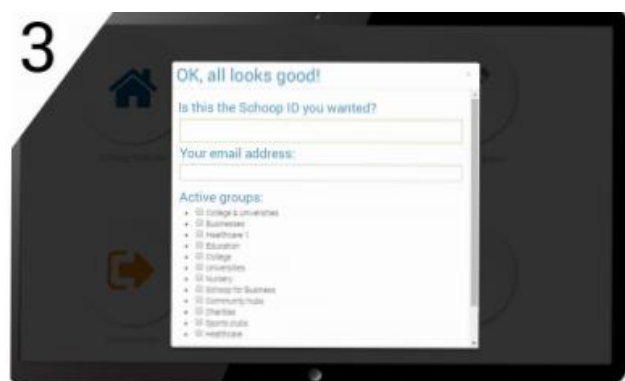
Go to: www.schoop.co.uk/email



1. Choose your language or click Continue for English



2. Enter the Schoop ID



3. Add your email address and choose relevant groups

NEED HELP?

Please either contact the school or Schoop.

Go to www.schoop.co.uk and click on Support, or send an email to support@schoop.co.uk

Once you have set up, check your email for a confirmation link.